



# PLATEAU PC USERS GROUP GAZETTE



January 2002

Published by the Plateau PC Users Group, Inc. P.O. Box 3787, Crossville TN 38557-3787 www.crossvilleinfo.com/ppcug January 2002

“JOIN US FOR FUN AND LEARNING AT CROSSVILLE’S COMPUTER CLUB”

Volume 9, Issue 1

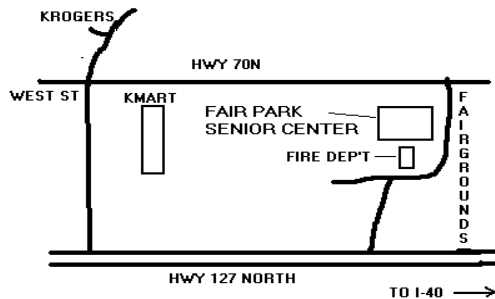
## THIS MONTH’S MEETING

January 21, 2002

### AT OUR NEWEST MEETING LOCATION!

#### FAIR PARK SENIOR CENTER

From downtown Crossville: Take West St. North past Kmart and the old Avery factory. Turn right at sign “Community Complex” and the Senior Center is the first building on the right.



## GLOBAL POSITIONAL SATELLITES

Today anyone can determine their exact location on the earth within a few feet thanks to free United States Government provided systems. Larry Drake will explain how the system works, manufacturers of consumer systems and what the future holds. Larry will also discuss the use of JDAMs, the new satellite guided bombs being used in Afganistan together with other changes in our defense arsenal that have facilitated the favorable outcome.

**Come at 7 p.m. for the General Meeting, to hear this presentation.**

#### REMEMBER:

- 5 p.m. – New Users session
- 5:45 p.m. – Intermediate Users session
- 6:15 p.m. – “Dinner break”, or browse the “free” table!

## Inside This Issue

Club information and Phone numbers	Page 2
Upcoming Events	Page 3
New Members	Page 3
Cool Sites	Page 3
Deals Guy	Page 4
Product Review ReadIris Pro 6	Page 5
Product Review MS Office XP Pro 2002	Page 6
Product Review Partition Magic	Page 7
Windows 95/98/MP/XP Tips	Page 10
Quicken APCUG/COMDEX Presentation	Page 11
Request for volunteers	Page 12
SIG Information	Page 13
February Calendar	Page 14

### Amendment to PPCUG Bylaws!

At this meeting you are asked to approve allowing the President to call Emergency Board of Directors meeting as well as six members of the Board.

### News of the Special Interest Groups (SIGs)

The Investment SIG will hold its next two meetings at 573 Waterview Drive Crossville on January 19 and February 16 at 3:00PM and will be reviewing the NAIC Stock Selection Guide with Toolkit 4. If you have any interest in this SIG, please call 484-3065 or 484-2422

### “FREE” Table

We have set up a table at our member meetings to share our “extra” goodies with other club members.

If you have something to give away, bring it in and put it on the FREE table. It's first come, first served. If you see something you want, help yourself.



### CLUB OFFICERS AND CHAIRPERSONS

#### Membership Dues and Expiration Dates

Membership dues are \$25 a year for a family, \$20 a year for an individual, and \$10 a year for a student 21 years of age or under. Your membership is valid for 12 months from the month you join (or renew your membership). Please pay your dues to the treasurer before the last day of your anniversary month. Anyone who is 30 days or more in arrears with membership dues cannot participate in the door prize drawings.

Corporate memberships are \$25 a year for the first two memberships and \$10 a year for each additional membership from the same company.

Our Club cannot exist without you, the members. Remember, you and your membership dues are important to keep the club functioning!

#### BOARD OF DIRECTORS DISCLAIMER

All members of the Plateau PC Users Group are willing to help one another in the area of advice and tutorial instruction over the phone. If you should require more involved services or instruction, we have a few members who are very knowledgeable in several areas. As a responsible consumer, it is up to you to discuss, before retaining a member, any and ALL charges for repair services and time consuming tutorial activities.

It is not the desire of this Board of Directors to set fees for individuals for services rendered, nor the responsibility to intervene between members who enter into a contract among themselves

The GAZETTE is published using the following: Microsoft Word, Microsoft Publisher, and Microsoft Windows 98, The GAZETTE is the monthly newsletter of the Plateau PC Users Group. Material in the GAZETTE may be freely used in other user group newsletters if credit is given the author and the PPCUG GAZETTE. PPCUG members may place free classified advertising (up to 50 words) in the GAZETTE (run time maximum of three months). Commercial ads (local advertisers) may be placed at 50 cents per line. Graphic ads (camera ready) are as follows: \$25 per 1/4 page, \$40 per 1/2 page, \$75 per full page.

**DISCLAIMER: No warranty, express or implied, is made by the PPCUG, the Gazette editorial staff or its contributing editors. This extends to all losses incidental or consequential from the use or non-use of any information in any issue of the GAZETTE.**

President	Don Droege	(931) 484-3511
Vice-President	Jim Buxton	(931) 456-6009
Treasurer	George Shields	(931) 484-2422
Membership	Kay Cargill	(931) 456-7613
Assistant Treasurer	Evelyn Vick	(931) 456-4832
Secretary	Sue McBride	(931) 484-9666
Compliance Officer and Librarian	Rick Martinez	(931) 456-6849
Past President	Ed Debenjak	(931) 456-4689
Program Chair	Stephen Morgan	(931) 484-1003
Assistant Program Chair	Rick Martinez	(931) 456-6849
Publicity	June Cunningham	(931) 484-8680
Product Rev. Chair	Peter Kaufmann	(931) 456-9353
Gazette Distribution	Kay Cargill	(931) 456-7613
Editor	Don Lewis	(931) 277-3284
Current Issue Editor	Larry Drake	931-484-3065
APCUG Rep	Erich Daum	(931) 484-7090
Equipment Custodian	Don Droege	(931) 484-3511
Webmaster	Don Lewis	(931) 277-3284

#### Members at Large

Kay Cargill	Dick Riesz	David Vaughn
Joan Carroll	Larry Drake	Bruce Wilkinson
Pete Kaufman	Don Lewis	Steve Adams

#### SIG Leaders

Pleasant Hill	Dick Riesz	(931) 277-5642
Workshop	Stephen Morgan	(931) 484-1003
Internet	Stephen Morgan	(931) 484-1003
Novices, Dos	Gene Doss	(931) 456-6484
Windows	Don Droege	(931) 484-3511
New Users	Stephen Morgan	(931) 484-1003
Websites fr Investors	George Shields	(931) 484-2422

#### Editorial Associates

Larry Drake	(931) 484-3065
Pat Robbennolt	(931) 277-3607
Dick Riesz	(931) 277-5642

## NEXT MEETING

### UPCOMING MEETING FEBRUARY

#### The next General Meeting of the PLATEAU PC USERS GROUP

Will be February 18th at 7:00 P. M. at

#### FAIR PARK SENIOR CENTER

(See Map on Page 1)  
WINDOWS XP

Wondering about the latest and greatest from Microsoft? Come to the February meeting and check out the differences. MS XP is actually a more logical way to run your computer. Benefits: more stable, better networking and better organization.

## Our own PPCUG Website

Your Website is under development by the Board of Directors under the leadership of Don Lewis. It is intended to provide public outreach as well as to notify members of our programs and schedules.

[www.crossvilleinfo.com/ppcug](http://www.crossvilleinfo.com/ppcug)

You can also get to this site by logging onto  
[www.crossvilleinfo.com](http://www.crossvilleinfo.com)

You can send your comments and suggestions to the  
Webmaster, Don Lewis

[ppcugweb@hotmail.com](mailto:ppcugweb@hotmail.com) (931) 277-3284

**Read this issue on the Web!!**

## COOL SITES!

Area code listing <http://www.555-1212.com/aclookup.html>

Need a telephone area code? Browse the Area Code Listing directory, which lists codes in numerical order with associated city and state locations. A hyperlink takes you to U.S. and Canadian area codes arranged alphabetically by state and province respectively.

[www.housecall.antivirus.com](http://www.housecall.antivirus.com) and it's a free virus scan for your computer.

## WELCOME NEW MEMBERS

Bobby Arnold  
Alan Baker  
Jan/Bob Baas  
Barbara Bain  
Bob Beckett  
Pat Bluemle  
Brian Castle  
Willard/Dorothy Dale  
Margie Deibele  
Doug Gentry  
Audrey/Claude Goodin  
Chris Hansen  
Pat/Walt Hill  
Richard Hirsch  
Barb/Clyde Howse  
Henrietta Ihne  
Betty/Bill Johnson  
Lancea Kavanaugh  
Cathy Lennox  
Lisa Leppich  
Phyllis Mohr  
Mary Ann Nowc  
Thelma/Roy Peterson  
Catherine Ross  
Mary Russella  
Robert Scheppe  
Carol/Jim Schroeder  
Carole Soldon  
Bob Soldon  
Carole/Lanny Staples  
Milt/Anne Tack  
Carol Tonski  
Helen Toothman  
Nancy Vaughn  
Isabella/Wm. Vobach  
Joanne Vondane  
Katherine Wadly

### WE APPRECIATE OUR PUBLISHER!

This issue of Gazette has been duplicated with the cooperation and assistance of the **Pleasant Hill Community Church**, as a part of their community service outreach. They also provide the meeting-place in their Community House for the PPCUG Pleasant Hill meetings, to which all Members are welcome.

**THANKS!!!**

## \$\$ From the Deals Guy \$\$

Bob Click's December Column is abridged.

Aha-Soft's "ArtIcons Pro 3.0" is called "graphics editing" software. Here is their description: "Use this powerful utility to find and extract, edit, import and export icons and manage icon libraries.

ArtIcons contains a variety of paint tools to let you create and edit icons with image formats in either standard or custom sizes, in color depths up to 32-bit True Color. You can import icons from image, cursor and library files, and even from executables. ArtIcons allows you to arrange icons into libraries. It is the first such software to support Windows XP icon format."

[<http://www.aha-soft.com>].

PC User Group members can register ArtIcons Pro for \$19.95 instead of \$29.95 and save \$10 (\$14.95 extra for a CD). Here is a link to register: [<http://www.regsoft.net/purchase.php3?productid=41421&pc=6U47X>]. Password is "PCGROUP."

\*Ashampoo Isn't What You Think It is

Actually, Ashampoo sells a variety of products listed here (nothing to do with your hair), but please visit [<http://www.ashampoo.com/products>] for all the info since this month's column is lengthy.

Here's the lineup:

Ashampoo MP3 Studio Deluxe - \$29.95

Ashampoo CD Recording Studio 2.0 - \$19.95

Audio CD MP3 Studio 2000 - \$19.95

Ashampoo MP3 Check & Convert - \$9.95

Ashampoo WinOptimizer 2000 - \$19.95

Ashampoo Powerup Deluxe 2000 - \$19.95

Ashampoo Uninstaller 2000 - \$19.95

Ashampoo Power Encrypt Deluxe - \$19.95

A DealsGuy discount runs from now until December 31, 2001 and all user group members entering the voucher code "gcc156786" (typed in the "coupon" field) will receive 15% discount on all Ashampoo products in their new Element 5 shop! Go to [<http://www.ashampoo.com/products>] to buy Ashampoo products. Thanks to Bill Wilkinson of Keowee Computer Club for sending this one, originally an offer for their group.

\*Interested In New Web Development Software?

I asked about discount for my readers when this came in from Olson Software. Here's their description for HyperTest Studio:

"WYSIWYG Web site authoring tool. The WYSIWYG and HTML Code editors work together to ease page creation. Frame, Image-Map, and Cascading Style Sheet editors help you create attractive, functional sites. Site and link management tools let you manage projects of any size effectively. Integrated site management and editor features make creating your content as simple as drag and drop. Use Topic Styles for consistency. Tutorials help you learn quickly."

Prices are as follows:

Standard Edition (MSRP - \$99) - Includes everything you need to create stunning Web sites.

Professional Edition (MSRP - \$199) - In addition to Standard Edn. functionality, build HTML Help, WinHelp, and printed documentation.

Enterprise Edition (MSRP - \$499) - In addition to Professional Edi-

tion functionality, lets multiple users work together on a single Web site or Help file.

DealsGuy readers get 10% discount. There are three ways to order requiring this code: "hts:bc159."

1: Directly within the product. If you have downloaded the product, you can click the Purchase button on the startup dialog to be led through a wizard to securely purchase on-line. Entered the code in the comments and feedback field."

2: Via their Web site, [<http://www.olsonsoft.com/purchase.htm>]. The code is added in the Comments to Vendor field.

3: Via fax/mail - make sure the code is added to the order form at [<http://www.olsonsoft.com/orderform.htm>], and that it is faxed to 1-646-359-3962. If you have a problem, call them at 1-646-359-1408.

Links:

Web site URL: [<http://www.olsonsoft.com>]

E-mail: [support@olsonsoft.com](mailto:support@olsonsoft.com)

Download: [<http://www.olsonsoft.com/downloads/htsstd40.exe>].

\*Just In From APCUG, Act Fast!

RoadWired, a maker of computer cases and travel accessories for portable electronics, has become a sponsor for the APCUG fall Comdex event. An announcement was sent to all user groups, but I'm reminding my readers to check this deal. Visit [<http://www.roadwired.com>] for more information.

Some items on their Web site are already discounted 60%, but you get 20% discount on everything, including discounted items. Enter APCUG code number "1002128563" in the "coupons" box at check-out. This is only good on ONE order per member and this offer expires 11/31/01. By the time you read this, it will be too late for their other rewards.

\*Show Me The Way To Go Home

It's been a while since I've heard from Andy Sturdevant at DeLorme. I assume all users groups received this same announcement. I'll list the products below:

AO-6010-101 - DeLorme Topo USA 3.0 (CD-ROM version) - special price - \$69.95

AO-6011-101 - DeLorme Topo USA 3.0 (DVD version) - special price - 69.95

AO-6429-101 - Street Atlas USA Deluxe (CD-ROM) - special price - \$39.95

AO-5801-101 - Solus Pro 3.0 (CD-ROM) (mapping for the Palm) S&H is \$5.00 and the priority code is "4041." If your group didn't get the order forms, your vendor coordinator should call Andy. Ordering may work on the Web site using the code. [<http://www.delorme.com>].

\*Firewall Just For The Taking

I read a very good review for Tiny Personal Firewall in Virtual RAM, newsletter for PC Rams Computer Club, and it looked pretty good according to their testing. They say it doesn't host any annoying ads. They used "Port Detective," which I'm not familiar with, to give it a good test and it passed with flying colors. The review author, Stephen Bigelow said this product has features he really likes. TPF is free for personal use and can be downloaded at [<http://www.cnet.com>].

# Product Review Page

This page will be devoted monthly to reviews of computer products chosen by our Product Review Coordinator Pete Kaufmann. The Editors encourage PPCUG Members to “get a product” from Pete, evaluate it and write a review. The product then becomes yours!

## **READIRIS PRO 6**

Software Review By  
Carl R. Chambers

Made by I.R.I.S., Inc..  
1600 N.W. Boca Raton Bld.  
Suite #20  
Boca Raton. FL 33432

**Readiris Pro 6.0** is an easy to use OCR (Optical Character Recognition) text recognition package, which converts every-day documents such as letters, magazines, newspapers, scientific documents, photocopies, faxes, etc. into editable text. Approximate cost is \$79.00

### SYSTEM REQUIREMENTS

This is the minimal system configuration required to use Readiris. a 486 based Intel PC or compatible. A Pentium based PC is recommended. 16 MB RAM. 32 MB RAM is recommended to process grayscale and color images. 55 MB free disk space. 40 MB of disk space suffices when you leave the sample files on the CD-ROM. Windows 2000, Windows 98, Windows 95 or Windows NT 4.0 operating system. Note that some scanner drivers may not work under Windows 2000 or Windows NT! Refer to the documentation supplied with your scanner to see which platforms are supported.

There were not any installation problems and the software comes with a complete but, small operators manual. With this program you can scan any document you choose: pages from books, faxes, stock Quotes, charts and graphs, newspaper clippings, magazine articles or brochures. Laser Quality degraded and dot matrix documents. Multilingual recognition supports up to 56 languages. Complex text and table layout. You can scan in black and white, grayscale, or color. Then you can select the default settings or select the area you want to recognize, the language of the document, and the output format and layout of the OCR (Optical Character Recognition) result. Then you can process the document into a text file and send your results automatically to Word, Excel, or Wordpad . You can save images in color and to the most popular output formats such as HTML, TXT, and RTF...

With this program you can transform a paper document into editable text quickly, easily, and accurately. You can now edit the document in your favorite application.

As you can see there are different fonts used, most of this report was scanned from the Documentation that was with the software then changed to text files and modified for this Report so I have left some paragraphs in there original fonts.

A typed page, black on white, is easy to scan and modify, but a page with colors and images takes a lot of trial and error and reference to the manual.

# Product Review Page

This page will be devoted monthly to reviews of computer products chosen by our Product Review Coordinator Pete Kaufmann. The Editors encourage PPCUG Members to “get a product” from Pete, evaluate it and write a review. The product then becomes yours!

## Office XP Professional 2002

Product review by Rob Campion

### Product Information:

**Office XP Professional 2002** is a product of the **Microsoft Corporation**. Main offices are in Redmond Washington, U.S.A. This is an office suite consisting of six integrated applications. Although primarily intended for office professionals, it also has useful home use application. The full version of XP retails for around \$579.00, although substantial savings could be realized via online Internet ordering.

### System Requirements-Minimum:

Win 98,NT with the service pack, Win2000, Win ME.  
Pentium 133  
32 megs of Ram  
245 Megs of HDD space  
CD Rom Drive  
Mouse  
Super VGA Monitor  
16 bit sound card for voice recognition

### Installation:

All running applications were terminated, and install was initialized. I installed on a pentium 500 with 192 Megs of Ram. The Operating System was a candidate for Release Ver 2 of Win XP Professional. A previous version of word was found and promptly uninstalled. The Install was smooth! No archaic messages, or Blue Screens of Death. Below is a brief outline of each module in the suite.

### 1. Microsoft Office XP Professional – Word:

One of the major changes to the interface is the task pane. You can see your recent documents, options for creating new documents, choosing existing documents and creating documents from templates all available in the new task pane. From the task pane you can access many other options. The Microsoft Word templates and wizards are of great assist in creating documents. There are a larger variety of templates to choose from Microsoft, or various places on the web. Although not a new feature, using Microsoft Word to create web pages is easy. You simply save the file as a web page instead of a Word document. You can also save existing Word documents as web pages. You can change the way your documents are

displayed in Microsoft Word. The options are normal; web layout, print layout, outlines and prints preview. In normal view documents are shown in the general-purpose format i.e., No margins, headers or footers are shown. In layout mode text is shown without page breaks and background for images is shown. In print layout mode, text and graphics is shown, as it will appear on the printed page. Print preview is an image of what your entire printed page will look like. Microsoft Word includes an AutoFormat option. When you use the AutoFormat option it applies consistent formatting to the text in the document. Using the voice recognition tool in Microsoft Word, you can get your work done quickly and easily. There are many new features in this version of Word.

### 2. Microsoft Office XP Professional – Excel:

Excel is the Cadillac of spreadsheet software. If you're not a database guru, you can use Excel to create a spreadsheet and then have Access convert it to a database for you. Excel files can be saved as web pages. Updating the Excel files can be done from the web automatically. Excel has a function wizard that accesses hundreds of functions for you to use when creating your work sheets. Excel includes a Clipboard task pane that allows you to copy up to 24 items to the Office clipboard for pasting into Excel. You can preview the contents of this clipboard and don't have to go between programs anymore for copying and pasting. Many improvements have been made to Excel that makes it even easier to use than ever before.

### 3. Microsoft Office XP Professional – Outlook:

My concern about installing Office XP was whether I would lose all my email settings, emails, etc.. A backup of my data allayed my apprehensions. The installation was very smooth. I was delighted. Within a short time the suite was installed. Upon investigation all my emails, folders, etc. were still intact. Some things had moved around and I had to reacquaint myself. The mail progress dialog is a little different as well as the mail Send/Receive message you see in the Outlook task bar. Searching for emails and messages is quite easy. As with the other Office XP products, the improved interface is better than previous versions. Mail send and receive seem to work faster and more efficiently. This is an excellent e-mail application. Voice recognition is also available in Outlook. From simply receiving email to setting reminders, to scheduling meetings, events and appointments, Outlook 2002 does it bet-

*(Continued on page 7)*

(Continued from page 6)

ter. The new preview pane allows you to follow hyperlinks and display the properties of an email message without opening it.

#### **4. Microsoft Office XP Professional – PowerPoint:**

Microsoft PowerPoint 2002 is the presentation software to have. Microsoft has added numerous new and improved features. The new Task Pane gives access to many options. The Slide Design Task Pane has design templates, color schemes, and animation schemes. The Animation Schemes Task Pane give you access to many professionally designed animations to use in your presentations. You can now create multiple masters in one file. Built in diagrams make creating charts simple and easy. PowerPoint can be set to optimize images. PowerPoint supports insertion of animation, sound, narration, embedded documents, video, buttons, running external applications, establish an Internet connection, drawing graphic objects and more. At the bottom of the interface are the drawing tools. These allow you to draw graphics within PowerPoint. There are many new and improved things in PowerPoint.

#### **5. Microsoft Office XP Professional – Access:**


As with the rest of the 2002 product line included in Office XP, the interface is lighter. Options are at your fingertips or if using voice commands right in front of you so you can speak out what you want to do. For instance, when I want to open a file, I simply speak into my microphone the name of the file and it opens for me. I don't have to touch the keyboard at all. I can work using voice recognition, which allows me to concentrate on the work I want to do and relieves me from having to be tied to the keyboard. This can come in handy when you are just learning Access or any of the Office XP products. Your hands are free to hold the manual. For the most part Access doesn't appear to have changed much. It does run more efficiently on my machine and it does have some new features - the task pane of course being one that is universal in the 2002 product line. If you have never used Microsoft Access or any database software you will find Access easy to learn and easy to use. With Access you can do more than just store data. You can present it in a format that is organized and easily readable. You can create your own forms and reports for data entry and retrieval. You can also create Macros. Access includes wizards and templates that you can use to streamline your workload. Creating a new application by using wizards and templates is a big help although, the manual that comes with Office XP Professional looks small, it is packed with information to get you started creating your own databases and customizing them to fit your needs. If the manual doesn't have the information you are looking for, the online help is terrific and appears complete. Forms and reports can be saved as data access pages for viewing and editing from the web in a browser.

#### **6. Microsoft Office XP Professional-Voice Recognition:**

Of all the improvements to Microsoft Office, which are all great, I think the addition of Speech Recognition is by far the most beneficial tool. There are eight training sessions, which took about an hour. I then worked in Microsoft Word for a short time. For the most part I can get through a document without too many recognition errors. Being hands free and able to get all my thoughts down without having to worry about typing is a big relief. Once I got used to speaking and switching between "Voice Command" and "Dictation" I was set. The first thing you have to do to use speech recognition is to train the software to recognize your voice. More than one person can train the software. You train the software to begin with by using the built-in training exercises. You can do this as often as you like to increase accuracy. I did all the sessions once and then used Microsoft Word to continue the training. It's not the same when you use Microsoft Word. You create a document and then from the "Tools" option on the language palette you choose "Learn from this Document". New words that are not already recognized by the software can then be added. A list of words is presented to you and as you click each word to add it, you will hear a playback of yourself saying the word and then it is added. You can also add words manually from the "Tools" option on the language palette. Set up properties from the "Options" option from the "Tools" option on the language palette. You are not restricted to voice alone or keyboard alone. You can combine the two. With voice recognition the work is done faster and with much more detail. I don't want to imagine working without voice ever again. I feel that all the new additions and the improvements to the Office suite are very important and very valuable, but by far the most valuable to me is the voice recognition feature.

#### **Conclusion:**

Although this suite may be a bit pricey for an individual, it is a sensible and productive investment, particularly for business applications. Efficiencies and professional improvements realized up front will pay for itself in the time that will be saved accomplishing the same tasks in previous versions. When integrated with voice recognition, Office XP provides a complete office application. The program has matured since 1997. It is a pleasure to work with a suite that does not do battle with itself.



# Product Review Page

This page will be devoted monthly to reviews of computer products chosen by our Product Review Coordinator Pete Kaufmann. The Editors encourage PPCUG Members to “get a product” from Pete, evaluate it and write a review. The product then becomes yours!



PowerQuest PartitionMagic 7.0  
Product Review by Don Lewis

PartitionMagic is a utility for partitioning hard disks of up to 80GB. PartitionMagic provides for creating new partitions, resizing current partitions, redistributing free space, copying partitions or merging partitions without losing data on the hard disk.

PartitionMagic Requirements:

<b>Operating Systems</b>	<b>Minimum Ram</b>	<b>Minimum Power</b>
Windows 95/98	32 MB	468 or compatible
Windows ME	32 MB	Pentium 150 MHz or Compatible
Windows NT 4.0 Sp4	32 MB	486/33 or compatible
Windows 2000 Pro.	64 MB	Pentium 133 MHz or compatible
Windows XP	64 MB	Pentium 233 MHz or compatible
Disk Space	54 MB	

The installation went smoothly with no problems. The Control Panel Install/Uninstall feature provides for uninstalling the product.

PartitionMagic provides the ability to divide a hard disk into multiple logical partitions that appear to be separate hard disks. These partitions are given drive letters just like the hard disk, CD drive and floppy drive. This can be done without losing data on the hard disk. PartitionMagic also provides the ability to:

- Change partitions by adding space taken from other partitions or unallocated space
- Reduce the size of partitions by moving the space to other partitions
- Merge partitions.
- Change the disk file system between FAT16, FAT32 and NTFS

All of these functions can be done running under Windows.

A function to create a rescue disk is provided to allow running PartitionMagic under Dos. The rescue disk may be needed if you have an operating system that does not support PartitionMagic or have a problem running Windows. The rescue disk also may be needed if you contact PowerQuest support. The install process includes clear instructions on creating the rescue disks.

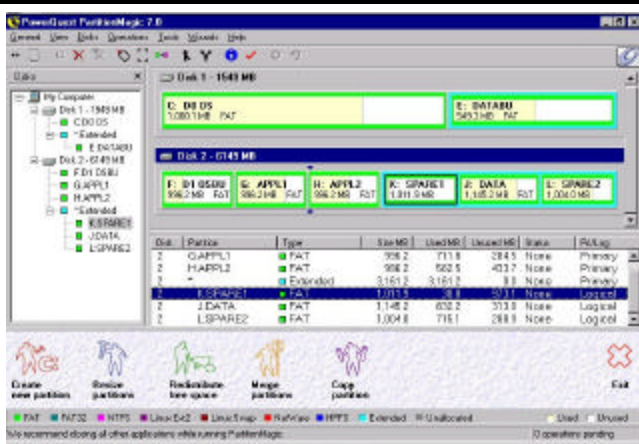
The CD includes BootMagic, which provides the ability to install more than one operating system and choose the one to run when you start your computer. I did not have a second operating system to use, so I have not tested this function.

A 150-page user guide is included. The guide is well written and provides clear instructions for all supported operating systems. It is a good idea to read the guide and become familiar with all of the options for your operating system and its file systems types.

PowerQuest provides technical support to registered users free for 30 days after the initial contact. The Technical Support web site includes an overview of support options, an e-mail support request form, a list of error messages with resolutions and answers to frequently asked questions. There is a toll charge number for phone support. I encountered no problems, so I did not attempt to use the support.

The following screen appears when you launch PartitionMagic:

(Continued on page 9)



Since my system has two hard drives with a total of eight partitions, the screen looks very busy and complicated. A little study of the screen shows that it gives a wealth of information about your hard drive system. The left hand panel shows a tree view of the hard drives, showing the various partitions and whether they are primary or extended. The upper right hand panel shows a color-coded graphic view of the same information. The lower right hand panel shows a detailed view. I created this configuration using PartitionMagic.

The icons in the panel along the bottom of the screen look a little unusual, but their meaning is clearly stated in text. An explanation for the color-coding is on the line under this.

Clicking any of the icons produces a wizard to guide the user through the process. Clicking “Create New Partition” produces a series of screens including this one.

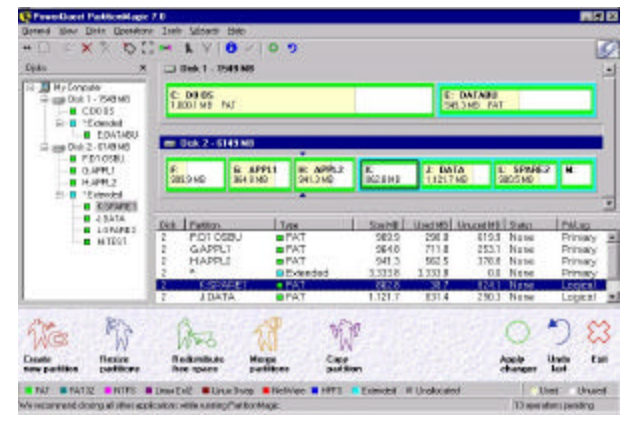


This wizard walks you through each step of gathering the information Partition-Magic requires to perform the operation. The information required to create a new partition include:

- Which hard disk to partition
- Whether an operating system will be installed on it
- The file system type to use
- Whether to make it primary or logical
- Where to locate the partition
- Where the space comes from
- The size of the partition

There is a “hint” button in each step that produces a help screen to explain the information requested.

PartitionMagic goes back to the home screen after all of the wizard information is gathered.



Note that two new icons have appeared in the bottom panel. At this point, no changes have been made to the system. The “Apply Changes” icon must be clicked to finish creating the new partition. The other icon deletes the changes without modifying the configuration. All wizards work the same way.

PartitionMagic is for fairly advanced users. However, with a little study of the user guide, anyone can understand these functions. Using the wizards makes it very simple to carry out the operations.

To get the best results, you should plan how you want your system to look. There is a very informative tutorial on the benefits of partitioning and how to organize your drive on the PowerQuest web site at <http://www.ugr.com/Organize.htm>

PartitionMagic is not a product you will use every day, but it is a very helpful tool in configuring your system to get the best performance and efficiency from your hard disk. It can help you organize and protect the data and programs in your system.

The retail price of PartitionMagic is \$69.95. However, PowerQuest has the following offer:

**User group members may purchase PartitionMagic v7 at a special price of \$35 by ordering from the secure web site at [www.ugr.com/order/](http://www.ugr.com/order/). Indicate the special price code of UGEVAL01 with your order.**

Editors Note: A better view of the graphics in this article can be found on the Product Review page of the PPCUG web site at: [www.crossvilleinfo.com/ppcug](http://www.crossvilleinfo.com/ppcug).

Title: IF YOU'RE GOING TO UPGRADE (to XP), GET READY NOW

Byline: By Steve Bass, Pasadena IBM Users Group

I'm going to upgrade. Yep, I'm breaking one of Bass International's number one rules, but I think it's going to be worth it.

I can't give you all the details because it's coming out in December's PC World Home Office column (hey, they pay the mortgage). What I can do, however, is share parts of my upgrade experience, things that I didn't have space to say in the PCW column.

DOS Programs: Every legacy application I tried worked. A 1988 version of FoxBASE+ 2.10, WordStar 7.0, Norton Commander, and even a 1984 copy of Autodex 1.0, something few of you could possibly remember.

More intriguing is Win XP's ability to run these programs better-faster and with more stability-that Win 9x. Why? Who knows, folks, magic maybe, but it does. I had trouble with only one program-an early Windows version of Ventura Publisher. It turns out that even the current version of VP won't run under Windows XP. Advice: Read MS's "Reliability Improvements" article that explains why XP's more stable than Win 9.x. It's at <http://www.microsoft.com/windowsxp/pro/techinfo/planning/reliability/prevention.asp>

Then read "Windows XP Application Compatibility Technologies," a very comprehensive article that explains how to tweak apps so they'll run in XP. Pay special attention to the QfixApp, a tool that gets you to the database of compatibility fixes included with XP. <http://www.microsoft.com/windowsxp/pro/techinfo/planning/appcompat/default.asp>

Drivers and Upgrades: My Turtle Beach Santa Cruz sound card wouldn't work with XP.

Advice: As with any Operating System upgrade (excluding Amiga and GEOS), dig out the drivers and upgrades before you start the upgrade. If you can, burn them onto a CD-ROM.

Networking: Lots, lots easier than in Win 9.x with one proviso...you'll

have to dump NETBEUI on the other PCs in the network. Win XP relies totally on TCP/IP.

Advice: Hone up on your networking skills or hire a consultant to up to speed. Read MS's "Home and Small Office Network Topologies," article at:

<http://www.microsoft.com/windowsxp/pro/techinfo/planning/networking/topologies.asp>

Internet Explorer: IE 6.0 doesn't support Netscape-style plug-ins. The only one I missed-and was annoyed with MS's removal of--Apple's QuickTime player. That meant I couldn't play MOV videos. MS's claims it's for security. I say it's hogwash and a way to lock out Apple. By the time you read this, MS and Apple have probably tweaked the QuickTime Player to support ActiveX controls for IE 6.

Advice: If the QuickTime player doesn't work, find the patch on MS's site.

Getting a Jump: One good place to see if your PC is ready for XP is with PC Pitstop. They have a neat-o XP test site that examines your PC's operating system, CPU speed, BIOS version, amount of memory, available hard drive space, and video capabilities. The results tell you how your machine matches up to XP's minimum and recommended requirements. The tool is available for you to try at <http://www.pcpitstop.com/xpready>

MS also has many good articles if you're a tinkerer:

\*\* The "Consumer Desktop PC Design Checklist for Windows XP" provides technical details for building a new PC for XP.

<http://www.microsoft.com/hwdev/pcdesign>

\*\* You might want to continue using W2K while experimenting with XP.

Read "Multibooting with Windows 2000 and Windows XP"

<http://www.microsoft.com/windows2000/techinfo/administration/management/mltboot.asp>

### Computer Definitions

End User: One born every minute.

Entry level: Only slightly above most users' heads.

Value added: A lot more expensive

## Quicken APCUG/COMDEX Review

Hi, there!

Thanks again for attending our Quicken and QuickBase presentation at APCUG/COMDEX Fall. As we promised (being totally shameless guys), we've written up a review of our own event for your newsletter!

In addition to finding the review below, you can also visit [www.quickenug.com](http://www.quickenug.com) and click on the COMDEX link. Not only will you see the review but also some "interesting" and questionable pictures from the event!

If you decide to use this stuff in your newsletter, we sure would appreciate receiving a copy. It helps us get funding to keep our user group program strong.

Your pals,

Matt and Richard  
The Quicken and QuickBase User Group Programs

P.S. While you're on our site, don't forget to go to the registration page and update your group's information. Thanks!

---

Quicken 2002 and QuickBase a Big Hit at User Group Officers Luncheon!

Matt McCann and Richard Katz (the McKatz Brothers) did one of their wildest opening presentations yet! This year, they showed up dressed as E.R. doctors with the past president of APCUG on a gurney... groaning and holding his stomach. They rolled the gurney behind a low curtain and performed wild surgery, pulling out debris like keyboards, hundreds of forks, other computer hardware and finally came to the problem with the patient, Microsoft Money. Upon removal, they did a Quicken implant and proclaimed to our amusement, that the patient would feel like a whole new person. The patient stood up, but it was no longer Dan Hanson, it was a hotel cocktail waitress in her regulation skimpy outfit (this IS, after all, Las Vegas). It was a very funny start to an exciting meeting.

Matt and Richard showed Quicken 2002 Deluxe, which has some really intuitive new features since he showed it last year. Automatic categorization allows a user to type

in an unknown payee name (like Dollar Video Rental) and Quicken automatically takes a best guess at what the category might be, in this case "video rental" and categorized it as Entertainment. It did it on its own! Matt then showed Portfolio Analyzer, which looks at your investments. It shows you your five best securities as well as your five worst investments (ouch!). In addition, it analyzes your total security holdings and creates an asset allocation pie chart with the press of a button. The Analyzer also shows you your portfolio's level of risk. New Automatic Reconciliation does on-the-fly reconciliation every time you update your account online. This happens without intervention when you download your data from your bank or credit card company. If it sees an error, like a missing transaction, or if your accounts don't balance, it notifies you on the spot! It's clear that Intuit is listening to their users and this Quicken 2002 is the result.

Matt and Richard also showed QuickBase, a new online database targeted to medium-sized businesses. What was particularly exciting, though, was that it worked equally well for tiny businesses! It allowed them to have technology previously only available to large corporations. They showed us how users could simultaneously be in very different locations and all work on one single project. In this case, they used their user group database, which used to be shared by mail. Matt said that even before the data could be put in a mailer, it would be out of date. Online, it's all up-to-date, all the time! Richard mentioned that the data was backed up daily (better than any of us regularly do). Some of the larger user group associations showed considerable interest in the distributed technology. Steve Ballmer of Microsoft may have been interesting, but these guys from the Quicken and QuickBase groups were wild!



Current Events Editor Note: **WE NEED YOUR HELP!**

The editor of the APCUG wrote the following article and although not every paragraph is applicable to our Users Group, the basic tenor makes a point. As we welcome the new members coming on board, on this the first month of a new year, we also ask that every member (new and old) do what he or she can do to help make our UG be as successful as possible.. Whatever job you take on, your knowledge of computers will be increased much more than just being a passive member. Please familiarize yourself with the names on Page 2 and contact any of them to inquire as to what you might do to help.. Our needs are many and varied and we welcome you to join with us in making this the best UG possible:

APCUG Article

Membership in your local User Group offers a wonderful opportunity to learn more about computers. With practically no effort on your part, other than attending a meeting, you can sit and watch a very good program, presented by a knowledgeable speaker, and frequently you also get an opportunity to participate in a raffle or door prize drawing where you have a chance to win a nice program for your computer. Even if you don't want to come to meetings, membership gets you a copy of the monthly newsletter, which contains information about upcoming meeting programs, some of which you may decide you want to attend. It also contains technical articles, reviews, and other news to read at your leisure.

But your local User Group also offers an opportunity to get a lot more out your membership than you can possibly get by being passive. It offers the opportunity for you to become an active participant, and give something of your self (time, effort, knowledge, etc.) to benefit others. The inner satisfaction and rewards one gets from helping others are truly amazing.

People frequently point to the 80/20 rule, which is found in many aspects of life; for example, 20% of the people in an organization will do 80% of the work, while the remaining 80% of the people collectively do 20% of the work. Well, there is a further application of the 80/20 rule: the active 20% doing the work, are getting 80% of the pleasure out of the club, and the passive 80% get only 20% of the pleasure.

I encourage you to think about this for just a few minutes. Is there something that you could do to help others, so that you can see whether or not I am right? You will certainly see that the returns from investing that effort to help others far outweighs the investment. Can you give just a little bit of your time, doing whatever you do best? Perhaps that is: Making a few phone calls to try to arrange something we need (speakers for a SIG, a meeting place for a SIG, advertising for the newsletter, etc.) Trying out a new computer program, and then writing a review of it for the newsletter, sharing what you liked and did not like about the program, so that other members can benefit from your experiences.

Spending a little time in a one-on-one basis with a new member who just got a computer, or who just got a new program for his computer, and who is completely lost trying to figure out how to make it work.

Donating some of your time to help church workers, or workers in

some charitable organization, who are having trouble getting the most out of their computers.

Spending a few hours sitting in a booth at a computer show, telling people that stop by the booth what your local User Group has to offer.

Presenting a program to your user group, or to another user group in town.


Speaking to a class in the public school system, telling them how computers are used in real life, and possibly sparking that interest that encourages them to work harder to learn how to use computers, or speaking to a group of public school teachers, teaching them things they don't know about computers, to better enable them to teach their students.

Leading, or helping to lead, a special interest group, enabling UG members interested in a particular subject or program, to get together and share their experiences with others that have that same interest.

Joining us in the UG's Refurbishing Computers project, to help re-condition old computers to be donated to some worthy non-profit agency, or other worthy recipient.

Spending some time adapting computers to aid the handicapped, so that a quadriplegic confined to bed or a wheelchair, and totally dependent on others, gains some control over his own life, whether it is something as simple as being able to turn the TV on and off without help from someone else, or whether it is a powerful as being able to communicate his thoughts, wishes, and ideas, when previously he may have been unable to seriously communicate with the outside world.

The elected officers, and the Special Interest Group leaders are all wonderful people, since most of them are Givers, rather than Takers. It is a real pleasure interacting with this group of generous UG Members, and they do a number of things to help make UG successful for the rest of the membership. But they can only do so much. There are many things that could be done, but are not currently being done, and I would be willing to bet your UG's President cannot in good conscience ask these Givers to give even more. Not that they would not accept the responsibility; they probably would, but he/she would run the risk of burning them out. What your President needs is a few more people to become Givers.



# News of the Special Interest Groups

The PPCUG sponsors several Special Interest Groups (SIGs) tailored to meet the varied needs of our many members. Each SIG is a small group whose leader prepares material for presentation and encourages open discussion and questions. We urge you to attend the SIGs and hope you will find one or more of interest to you. Ideas for additional groups are welcome, as are volunteers to form and lead new SIGs.

## New Users

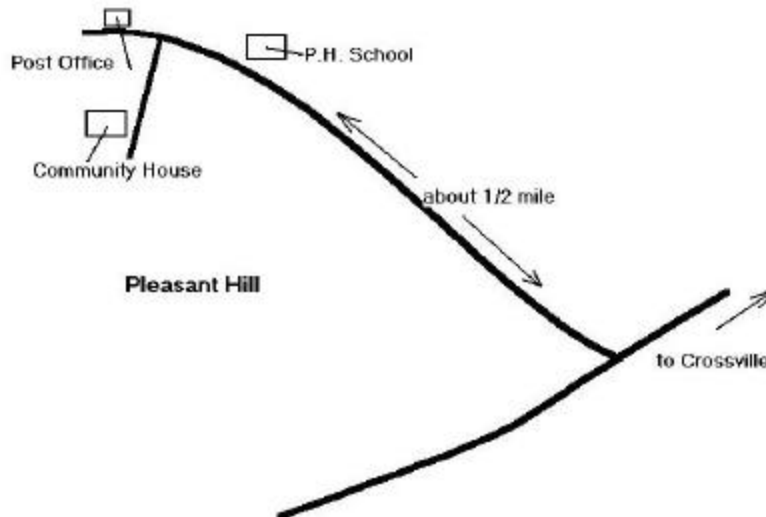
Meets at 5 PM on the third Monday of each month prior to the general meeting. The leader is Stephen Morgan.

## Intermediate Users

Meets following the New Users Group, on the third Monday of each month and prior to the general meeting. The leader is Stephen Morgan.

## Pleasant Hill Group

The Pleasant Hill group usually meets on the second Thursday of each month at 6 PM for an Internet session and at 7 PM for the regular meeting, with Q & A from 8 until finished — in the Pleasant Hill Community House on Main Street across from The Pleasant Hill Post Office. All members are welcome and visitors from the Pleasant Hill area are especially encouraged to come.



## DOS

Meets by arrangement with Gene Doss.

## Novice

Meets by arrangement with Gene Doss.

## Windows

Meets at 2 PM on the first Friday of each month at the Fairfield Glade Community Church on Snead Drive. The leader is Don Droege.

## Internet

Meets at 3 PM on the first Friday of each month at the Fairfield Glade Community Church on Snead Drive. The leader is Stephen Morgan.

## Websites for Investing

This SIG meets monthly. The meeting time and location varies from month to month and is announced by the leader, George Shields via e-mail. To add your name to the mail list contact George at (931) 484-2422.

# FEBRUARY 2002

Sun	Mon	Tue	Wed	Thu	Fri	Sat
					<b>1</b> Sigs at FFG 2 PM	<b>2</b>
<b>3</b>	<b>4</b>	<b>5</b>	<b>6</b>	<b>7</b>	<b>8</b>	<b>9</b>
<b>10</b>	<b>11</b> Board Meeting 7 pm	<b>12</b>	<b>13</b>	<b>14</b> Pleasant Hill SIG 6 pm	<b>15</b>	<b>16</b>
<b>17</b>	<b>18</b> General Meeting 7 pm	<b>19</b>	<b>20</b>	<b>21</b>	<b>22</b>	<b>23</b>
<b>24</b>	<b>25</b>	<b>26</b>	<b>27</b>	<b>28</b>		

## PLATEAU PC USERS GROUP, INC.

### APPLICATION FOR MEMBERSHIP

Return this application, with check for annual dues (\$25 family, \$20 individual, \$10 student membership) payable to "PLATEAU PC USERS GROUP." Return to the club Treasurer during our meeting or mail to PPCUG Treasurer, P.O. Box 3787, Crossville, TN 38557.

\_\_\_\_\_  
Date

\_\_\_\_\_  
Last Name                      First Name                      Family Members (if family membership)

\_\_\_\_\_  
Address: City                      State      Zip Code      Phone Number

\_\_\_\_\_  
E-Mail address

I have used PCs since (year):              I have belonged to a Computer Club before. Yes              No

I have knowledge in the following areas and would be willing to share my knowledge with club members:

\_\_\_\_\_  
I would like to learn more about the following areas:

\_\_\_\_\_